

HP600ULX, HP600ULM, HP600ULPD16CB

Power-Limited Supplies/Chargers

Description

The HP600UL Series is a line of power-limited supplies/chargers that will convert 115 VAC/60 Hz input into a power-limited 12 VDC or 24 VDC output at 6.0 A. They are used in applications requiring UL Listing for Access Control (UL294), Fire Alarm (UL1481), and Burglar Alarm Installations (UL603).

- **HP600ULX** includes the power supply, enclosure, transformer and battery leads.
- **HP600ULM** includes the supply, HPMOM6 multi-output power distribution module, enclosure, transformer and battery leads.
- **HP600ULPD16CB** includes the supply, a four-output individually protected power distribution board (with auto-reset PTC circuit breakers), enclosure, transformer and battery leads.

Benefits

- An all-in-one power supply and distribution unit enclosed in a roomy cabinet.
- Transformer thermal protection limits damage from overloaded circuits.
- LED lights for quick and easy diagnosis, troubleshooting, and status indication.
- Comes fully assembled with accessories included for quick installation.
- Enclosure built for durability and product life.
- Power disconnect switch makes for easy servicing.
- Power cord included; has three conductors for ground safety convenience.
- Instantaneous switchover to standby battery (if equipped) when AC fails, maintaining power to all attached devices without intervention.

Power Supply Specifications

- UL294 for use with Access Control Systems.
- UL1481 for use with Fire Alarm Systems.
- UL603 for use with Burglar Alarm Installations.
- Switch selectable 12 VDC or 24 VDC power-limited output.
- Input 115 VAC/60 Hz, 2.0 A.
- 6.0A continuous supply current at 12 VDC or 24 VDC.
- Filtered and electronically regulated outputs.
- Built-in charger for sealed lead-acid or gel-type batteries. Charge current is 600 mA.
- Automatic switch-over to standby battery when AC fails.
- AC input and DC output LED indicators.
- AC fail supervision (Form "C" contacts).
- Low-battery supervision (Form "C" contacts).
- Low-battery disconnect prevents battery from deep discharge.
- Thermal overload protection.
- Short circuit protection.
- Battery leads included.



h1024900ulx.eps

- Enclosure dimensions:
13.0" H x 13.5" W x 3.25" D
(cm: 33.02 H x 34.29 W x 8.26 D).

NOTE: Enclosure accommodates up to two 12 AH batteries.

HPMOM6 Specifications

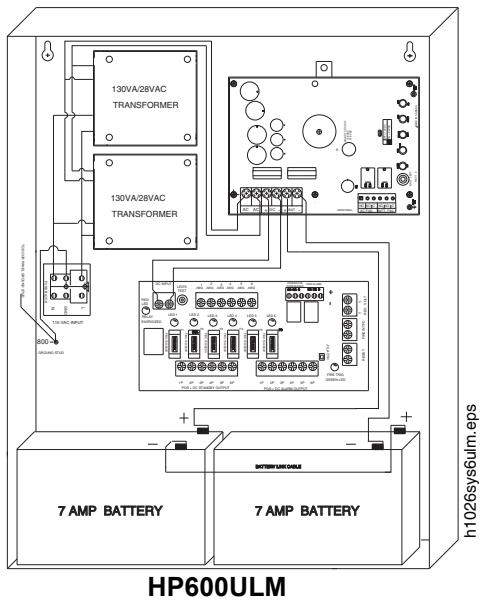
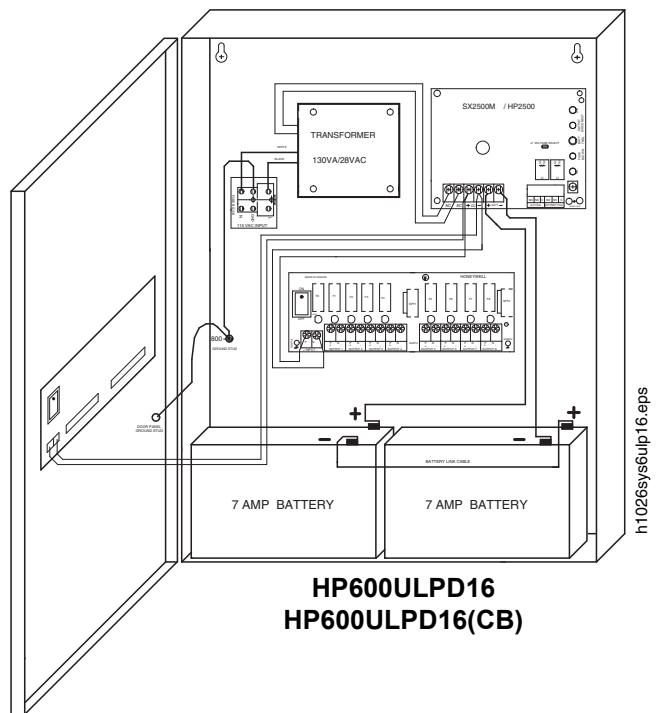
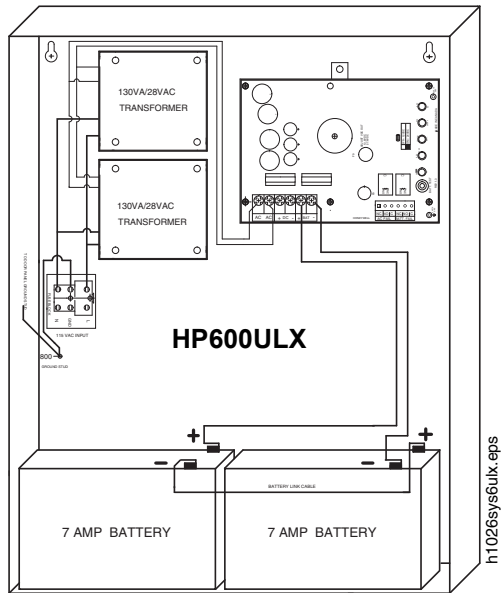
- NFPA72 compliant.
- Class 2 outputs.
- 12 VDC or 24 VDC operation.
- Six individual power-limited outputs.
- Current limit is 2.5 A @ 12 VDC or 24 VDC per output.
- Fire Alarm Panel or Access Control System inputs (NO or NC supervised trigger input and polarity reversal trigger input).
- Red LEDs indicate condition of each power output.
- Power and input trigger LEDs.
- Power fail supervision relay (Form "C" rates 1.0 A @ 28 VDC/115 VAC).
- Output relay indicates unit is triggered (Form "C" rated 1.0A @ 28 VDC/115 VAC).
- Interfaces with most DC power supplies.
- Board dimensions: 3.5" H x 5.3" W x 1.0" D (cm: 8.89 H x 13.46 W x 2.54 D).

Distribution Board Specifications

Listings

Listings and approvals below apply to all. In some cases, certain modules may not be listed by certain approval agencies, or listing maybe in process. Consult factory for latest listing status.

- UL Listed for Access Control Systems; UL294. *File: S6677*
- UL Listed for Fire Alarm Systems; UL1481.
- UL Listed for Burglar Alarm Systems; UL603.
- HP600ULPD16 is not UL Listed.



This document is not intended to be used for installation purposes. We try to keep our product information up-to-date and accurate. We cannot cover all specific applications or anticipate all requirements. All specifications are subject to change without notice.
 ©2010 by Honeywell International Inc. All rights reserved. Unauthorized use of this document is strictly prohibited.

Automation and Control Solutions

Honeywell

12 Clintonville Road

Northford, CT 06472-1610

www.honeywellpower.com

1(877) HPP-POWER

hpp_techserv@honeywell.com

DH-1026:A
 April 2010
 Made in the U.S.A.
 © U.S. Registered Trademark
 © 2010 Honeywell International Inc.
 Page 2 of 2

